2015 Massachusetts School Report Card Overview
SILVER HILL HORACE MANN CHARTER SCHOOL (04770010)

Silver Hill Horace Mann Charter (District) Charter District 675 Washington Street , Haverhill, MA 01832 (04770000)
Margaret Shepherd, Principal
Phone: 978.374.3448
Grades Served: K,01,02,03,04,05
Website: http://www.haverhill-ps.org

Report cards help parents/guardians and the general public see where schools and districts are succeeding and where there is still work to do. This report card overview answers important questions about our school's performance. For the full report card containing additional data contact the school's principal or visit the Massachusetts Department of Elementary and Secondary Education's website at http://profiles.doe.mass.edu. For more information about report card data, visit our Profiles Help page.

How is our school doing overall?

Accountability and assistance levels

Our school	Level 1	2015 Level held harmless
Our district	Level 1	2015 Level held harmless

Most **schools** are assigned a level from 1-5, with those meeting their proficiency gap-narrowing goals in Level 1 and the lowest performing in Levels 4 and 5. A **district** is typically assigned a level based on the level of its lowest performing school. Placing schools and districts into levels helps districts know which schools need more support, and helps the state know which districts need the most assistance. More information is available here: http://www.mass.gov/ese/accountability.

School percentile

School percentiles (1-99) indicate how a school is performing overall compared to other schools that serve the same or similar grades. Our school's percentile is below.

Lowest performing — Highest performing

Overall progress in narrowing gaps

Massachusetts aims to reduce proficiency gaps by half between 2011 and 2017.

All students	**Met Target**
High needs students	Did Not Meet Target
Economically disadvantaged	-
Students with disabilities	Met Target
English language learners & former ELLs	-

District determination of need for special education technical assistance or intervention

Meets Requirements (MR)

Districts, including single school districts, are assigned a determination of need for special education technical assistance or intervention. These determinations, which are typically based on the district's accountability and assistance level, range from Meets Requirements (Level 1 districts) to Needs Substantial Intervention (Level 5 districts). The determination level, which incorporates compliance measures also, helps to identify whether the Department will require districts to take additional actions to support improved outcomes for all children, especially students with disabilities.

How does our school's achievement over time compare to the district and the state?

Students scoring Met Expectations or above on **Partnership for Assessment of Readiness for College and Careers (PARCC) in grades 3-8, 2015**

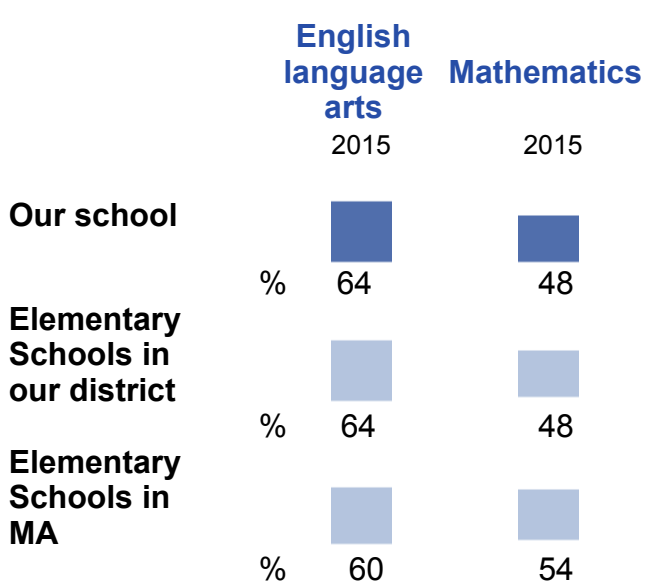

In 2015, approximately half of Massachusetts' students in grades 3-8 took PARCC ELA and mathematics tests.

The remaining students, including students in grade 10, participated in ELA and mathematics MCAS tests.

All students in grades 5, 8, and 10 took science MCAS tests.

Students scoring proficient or above on **Massachusetts Comprehensive Assessment System (MCAS), 2012-2015**

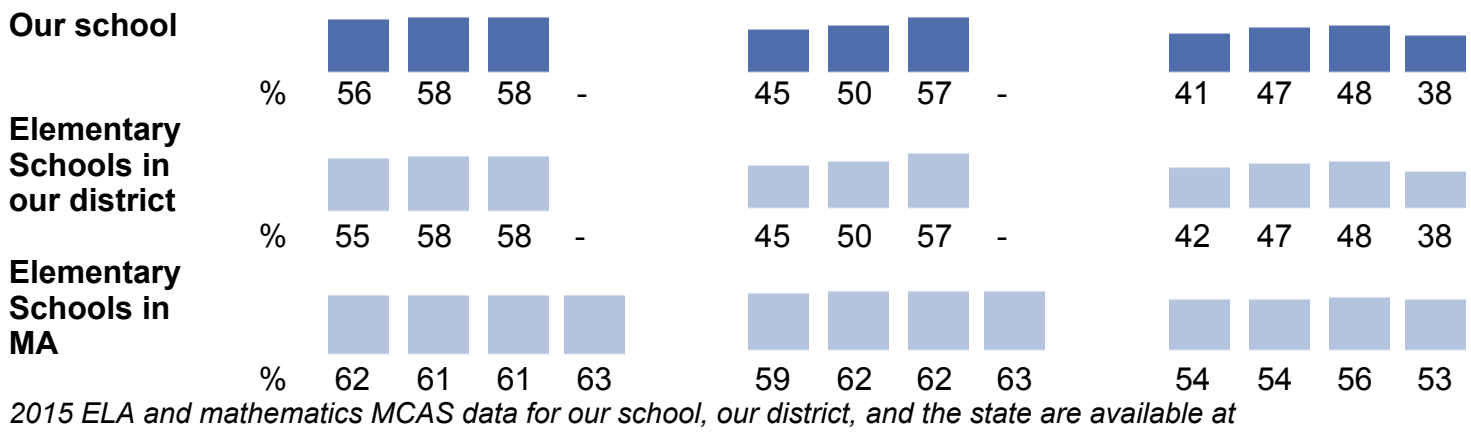

2015 ELA and mathematics MCAS data for our school, our district, and the state are available at http://profiles.doe.mass.edu/state_report/mcas.aspx.

How does our school's growth compare to the district and the state?

Student Growth Percentiles (SGPs) measure gains in student achievement from year to year. SGPs between 40 and 60 represent moderate growth. Our school's median SGPs for 2015 are below. (Note: Growth values are truncated.)*

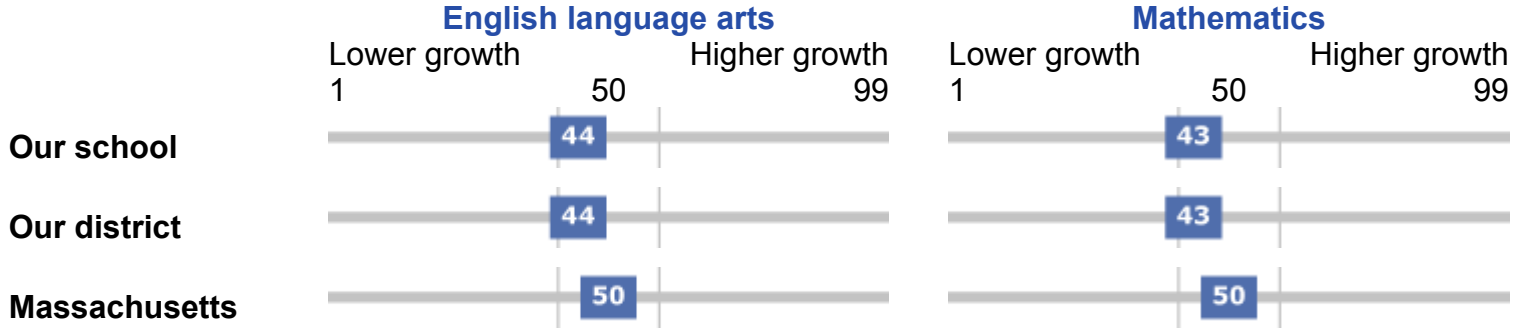

**Transitional SGPs are displayed for schools that participated in PARCC in 2015. Transitional SGPs are generated using current PARCC and prior MCAS scores.*

How does our school's enrollment compare to the district and the state?

Total enrollment	Our school	Our district	Our state
	593	593	955,844

By high needs population	Our school #	Our school %	Elementary Schools in our district #	Elementary Schools in our district %	Elementary Schools in MA #	Elementary Schools in MA %
Economically disadvantaged students	157	26.5	157	26.5	101,936	28.4
Students with disabilities	94	15.9	94	15.9	55,059	15.4
English language learners	22	3.7	22	3.7	38,873	10.8

How do our school's teachers and classrooms compare to the district and the state?

General information	Our school	Elementary Schools in our district	Elementary Schools in MA
Teachers (#)	37.0	37.0	25,669.4
Core academic classes taught by highly qualified teachers (%)	100.0	100.0	95.8
Average class size (#)	-	-	-
Student : teacher ratio	16.0 to 1	16.0 to 1	14.0 to 1

How is our school doing on other important measures?

Attendance	Our school	Elementary Schools in our district	Elementary Schools in MA
2015 Attendance rate (%)	96.2	96.2	95.5
2015 Average days absent per student (#)	6.8	6.8	7.8
2015 Chronic absenteeism rate (%)	6.6	6.6	9.5
Discipline			
2015 In-school suspension rate (%)	-	0.0	0.4
2015 Out-of-school suspension rate (%)	-	0.5	0.9

High school completion	Our school	Our district	Our state

2013 5-year graduation rate (%)	-	-	87.7
2014 4-year graduation rate (%)	-	-	86.1
2014 annual dropout rate (%)	-	0.0	2.0
2013 graduates attending institutions of higher education* (%)	-	-	76.6
2015 12th graders taking 1+ Advanced Placement courses (%)	-	-	39.7
2015 Advanced Placement tests with scores of 3 or higher (%)	-	-	66.3
2015 SAT average score - Reading	-	-	508
2015 SAT average score - Writing	-	-	497
2015 SAT average score - Math	-	-	521
2014 MassCore** - Completing a rigorous course of study (%)	-	-	72.4

**Postsecondary enrollment data includes any student enrolling in an institution of higher education within 16 months of earning a high school diploma*
***MassCore: 4 years of English & math, 3 years of history & lab-based science, 2 years of a foreign language, 1 year of arts & 5 additional "core" courses*

What else should you know about our school?

To view our school's full report card, visit http://profiles.doe.mass.edu. For more information about report card data, visit our Profiles Help page.
Published by the Massachusetts Department of Elementary and Secondary Education